

electro-harmonix

27 WEST 23rd STREET • NEW YORK, N.Y. 10010 • (212) 741-1770

DRM-16 MODIFICATION

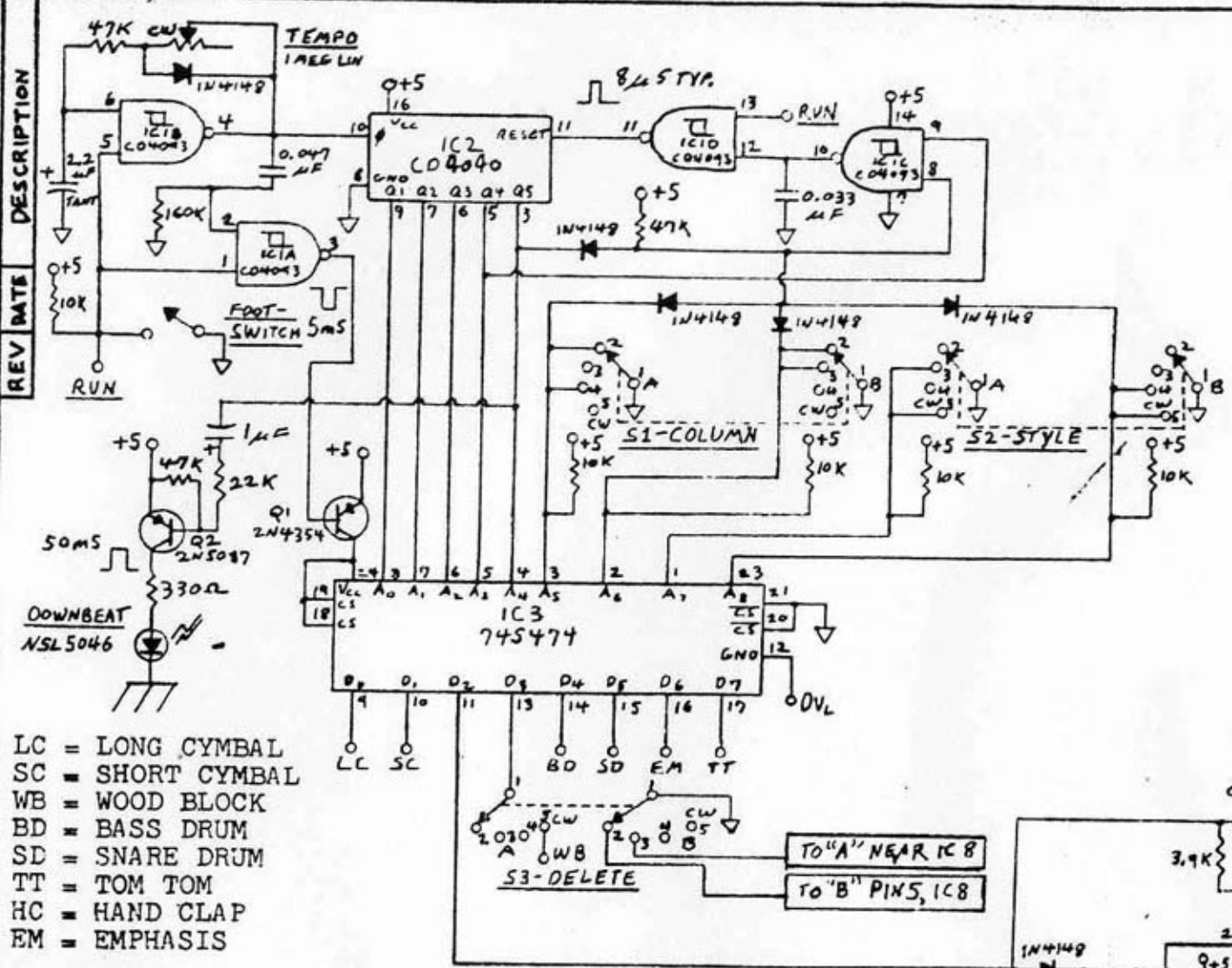
CERTAIN UNITS IN THE FIRST PRODUCTION BATCH MAY NOT RELIABLY START ON THE DOWNBEAT WHEN THE START SWITCH IS PUSHED.

THE FOLLOWING PROCEDURE WILL ALLEVIATE THIS PROBLEM:

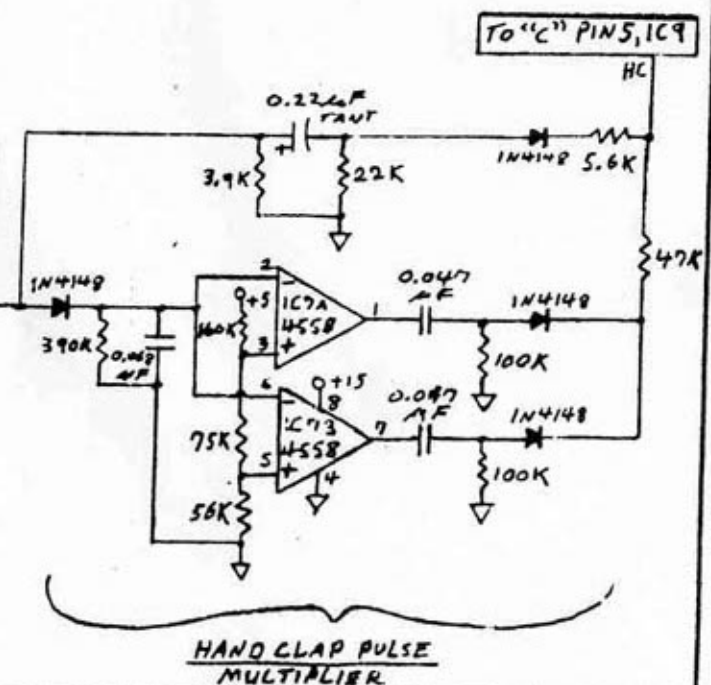
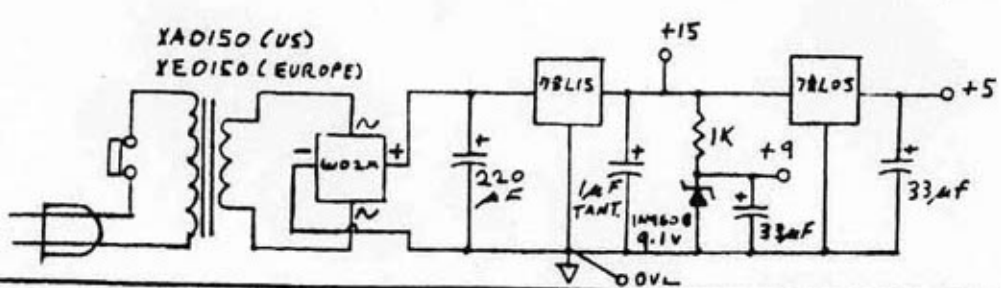
- (1) DISCONNECT THE POWER AND REMOVE THE BACK OF THE UNIT.
- (2) LOCATE I.C.1. IT IS THE FOURTEEN PIN DEVICE NEAREST THE TOP LEFT CORNER OF THE BOARD WHEN VIEWED FROM THE COPPER SIDE WITH THE JACKS AWAY FROM YOU.
- (3) CUT THE PRINTED CIRCUIT TRACE TO PIN 13. NOTE THAT THE PINS ARE NUMBERED CLOCKWISE STARTING FROM PIN 1 WHICH IS MARKED WITH A BLOB.
- (4) BRIDGE THE CUT WITH A 47K RESISTOR.
- (5) CONNECT A .22 MICROFARAD CAPACITOR BETWEEN PINS 13 & 14. IF A TANTALUM CAPACITOR IS USED, BE SURE TO CONNECT THE LEAD MARKED WITH A + TO PIN 14.

NOTE: THERE IS NO NEED TO REMOVE THE BOARD FROM THE CHASSIS OR UNSOLDER ANY WIRES.

REV DATE DESCRIPTION



- LC = LONG CYMBAL
- SC = SHORT CYMBAL
- WB = WOOD BLOCK
- BD = BASS DRUM
- SD = SNARE DRUM
- TT = TOM TOM
- HC = HAND CLAP
- EM = EMPHASIS

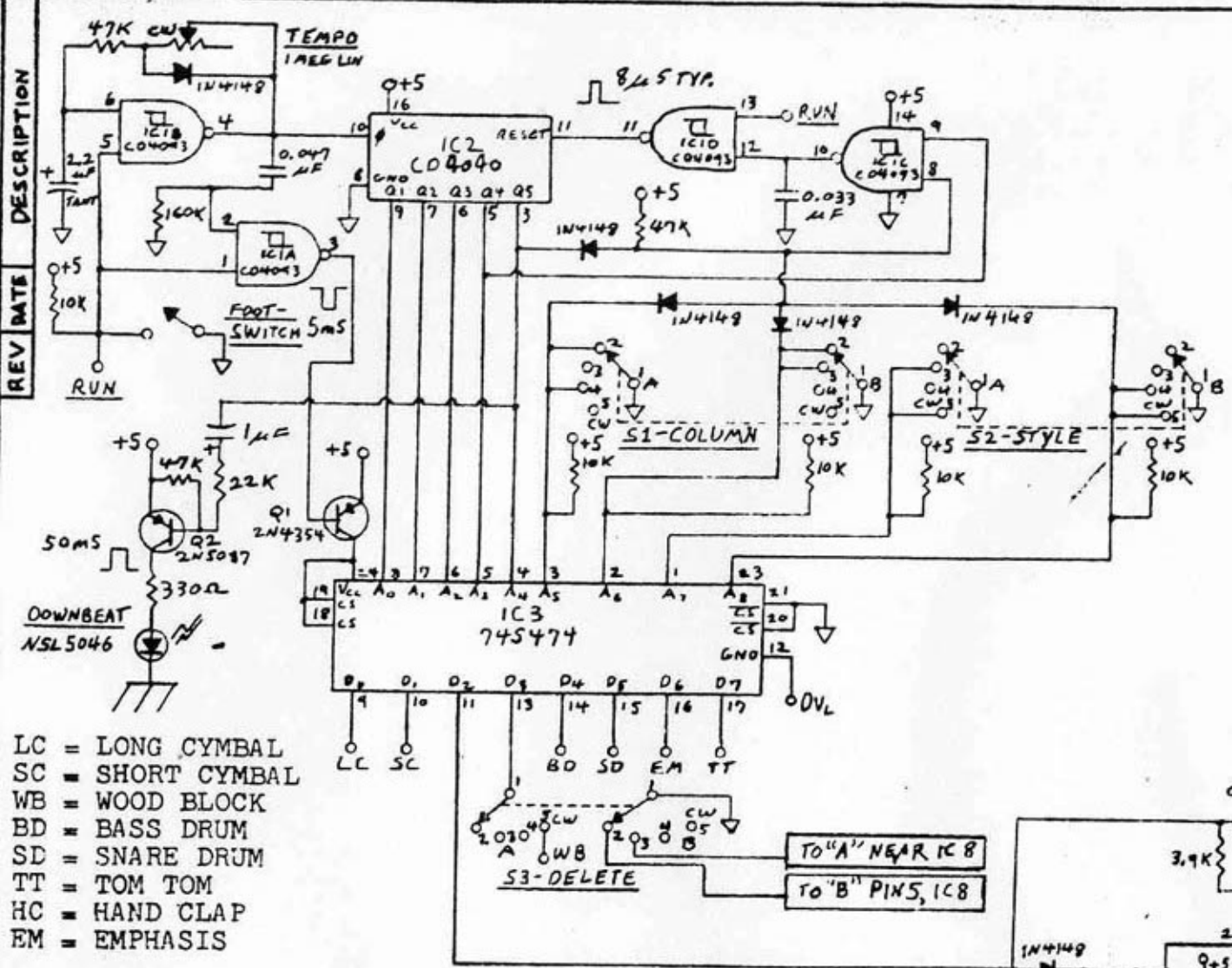


ENGR	D. COCKERELL	DATE	2/16/79
TITLE	DRM-16	CONTROL & POWER	
PART NO.	EH-7450	SHEET	1 of 2
		REVISION	

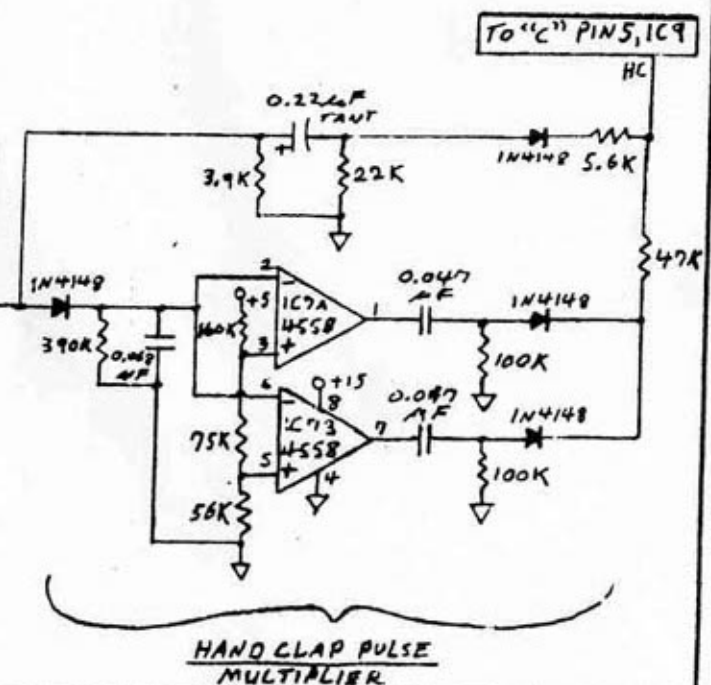
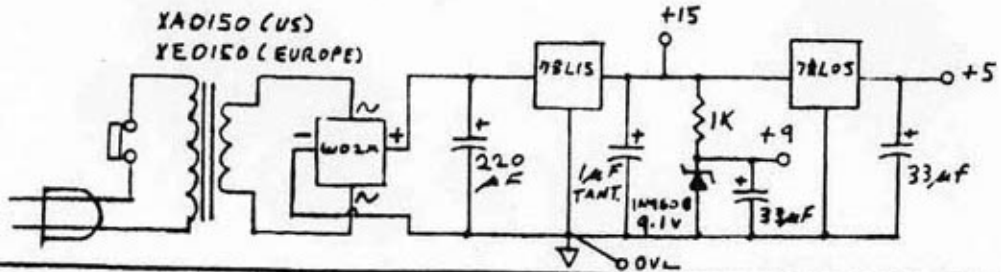
electro-harmonix

27 WEST 23RD STREET NEW YORK, N.Y. 10010 (212) 761-1770

REV DATE DESCRIPTION



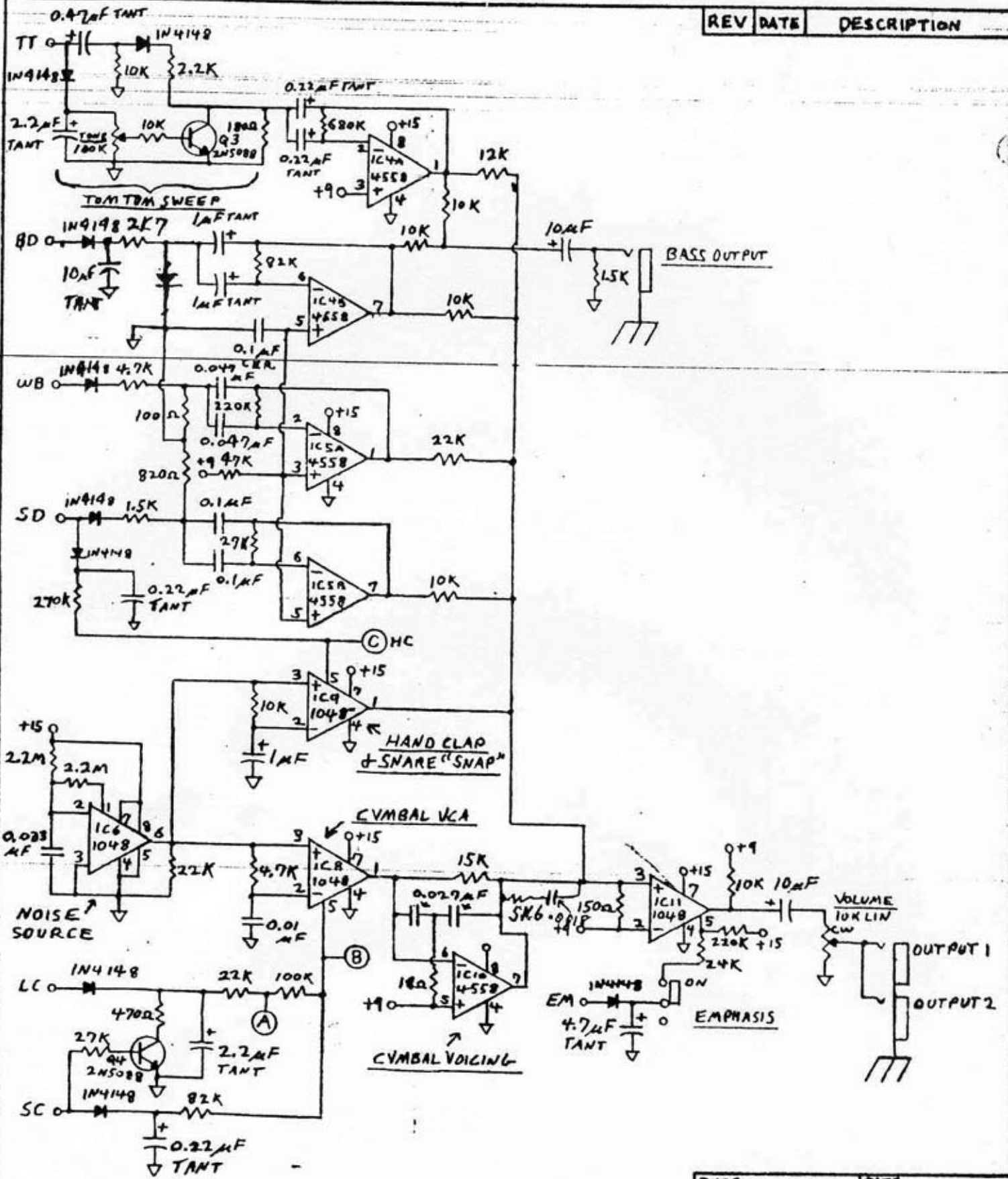
- LC = LONG CYMBAL
- SC = SHORT CYMBAL
- WB = WOOD BLOCK
- BD = BASS DRUM
- SD = SNARE DRUM
- TT = TOM TOM
- HC = HAND CLAP
- EM = EMPHASIS



ENGR	D. COCKERELL	DATE	2/16/79
TITLE	DRM-16	CONTROL & POWER	
PART NO.	EH-7450	SHEET	1 of 2
		REVISION	

electro-harmonix

27 WEST 23RD STREET NEW YORK, N.Y. 10010 (212) 761-1770



electro-harmonix

ENGR D. COCKERELL	DATE 5/30/80
TITLE DRM-16 VOICING + OUTPUT	
PART NO. EN-7450	SHEET 2 OF 2