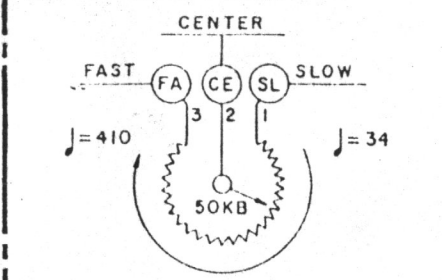


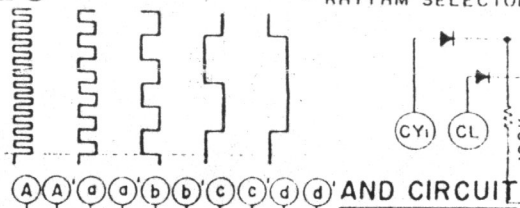
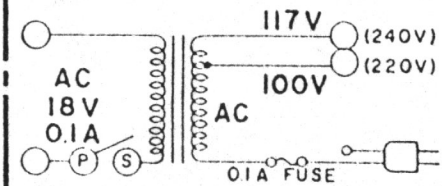
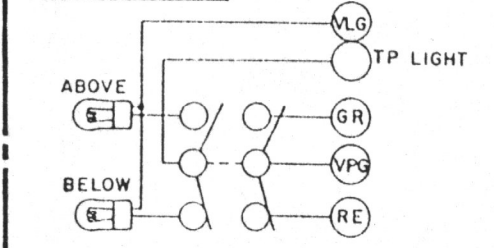
RHYTHM SELECTOR

RHYTHM SELECTOR

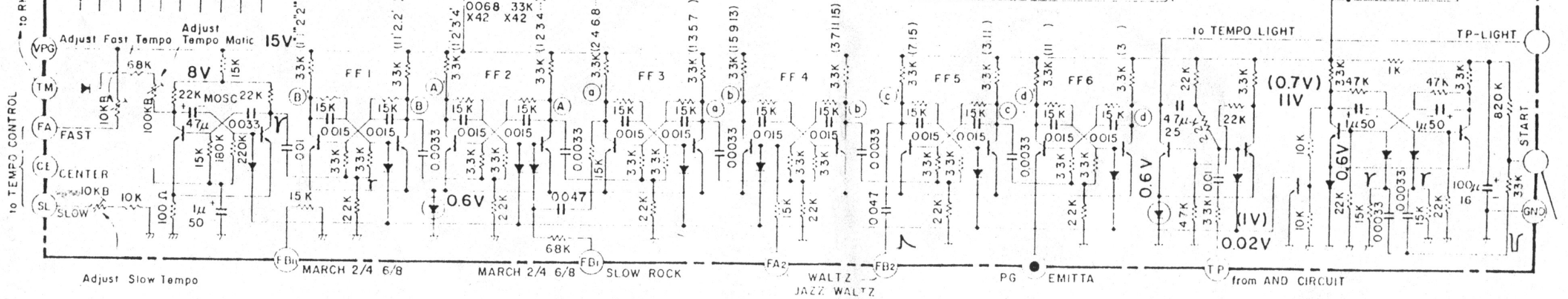
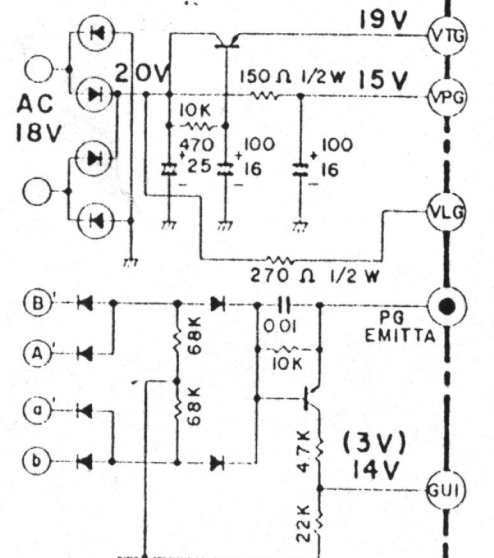

TEMPO CONTROL



A-B SWITCH



OR CIRCUIT



to RHYTHM SELECTOR

to TEMPO LIGHT

from AND CIRCUIT

Adjust Fast Tempo

Adjust Tempo Matic

Adjust Slow Tempo

MARCH 2/4 6/8

MARCH 2/4 6/8

SLOW ROCK

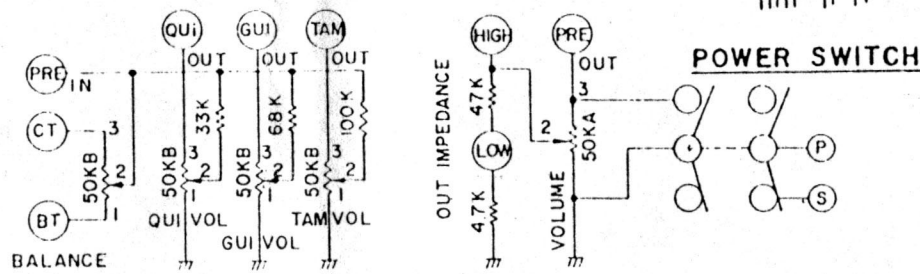
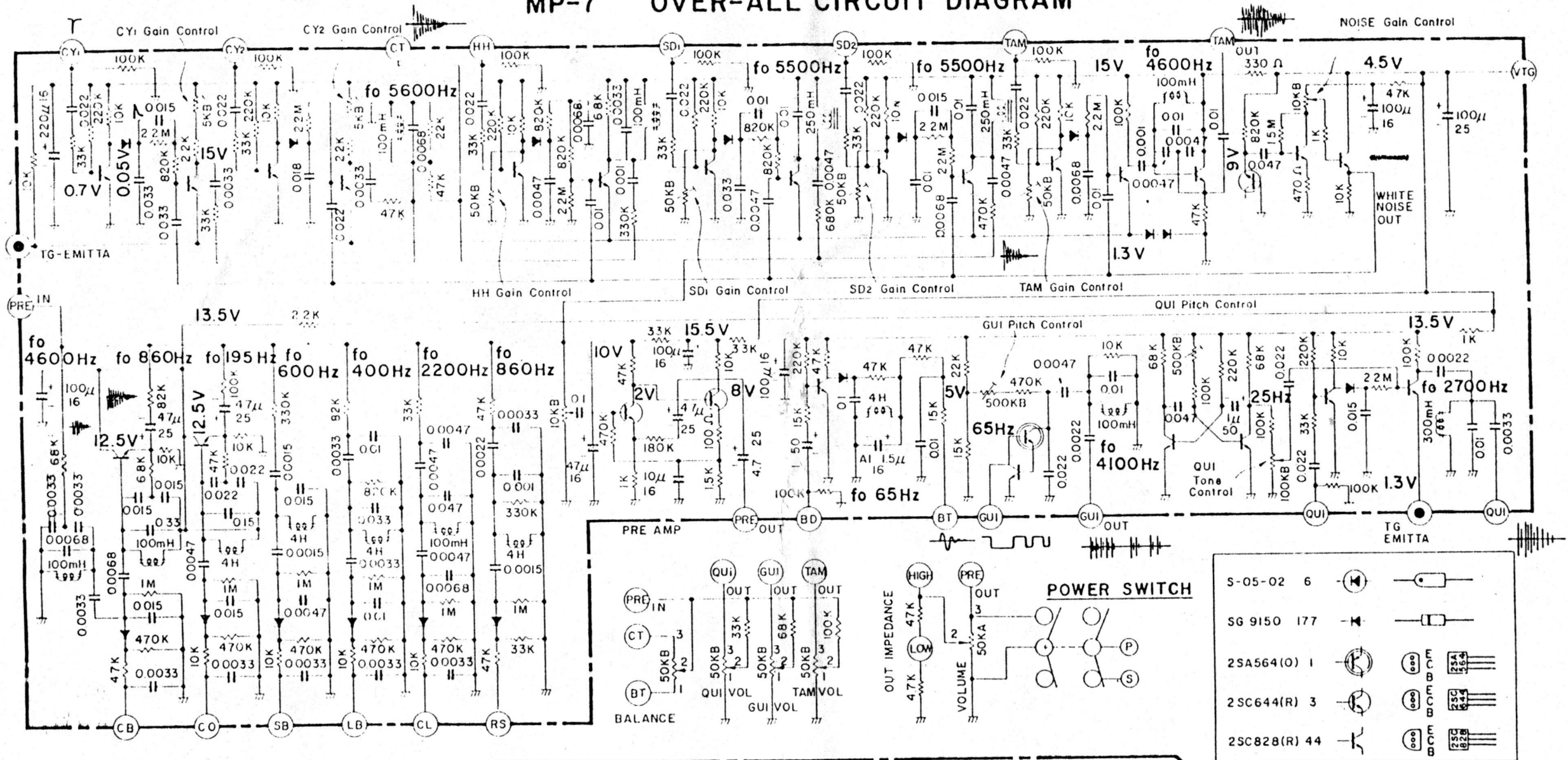
WALTZ

JAZZ WALTZ

PG EMITTA

TP LIGHT

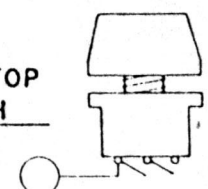
# MP-7 OVER-ALL CIRCUIT DIAGRAM



S-05-02	6		
SG 9150	177		
2SA564(O)	1		
2SC644(R)	3		
2SC828(R)	44		

ABOVE - WALTZ	SAMBA	MAMBO	RUMBA	TANGO	BOSSANOVA	ROCK 1	ROCK 3	MARCH 2/4	SWING								
BELOW - JAZZWALTZ	MERINGUE	CHACHA	BEGUINE	HABANERA	SLOW ROCK	ROCK 2	ROCK 4	MARCH 6/8	LATIN SWING								
<input type="checkbox"/> CY1 <input type="checkbox"/> 2 <input type="checkbox"/> FA2 <input type="checkbox"/> FB2	<input type="checkbox"/> BD <input type="checkbox"/> 2 <input type="checkbox"/> SD2 <input type="checkbox"/> 26	<input type="checkbox"/> CO <input type="checkbox"/> 30 <input type="checkbox"/> CB <input type="checkbox"/> 11	<input type="checkbox"/> HH <input type="checkbox"/> 25 <input type="checkbox"/> CB <input type="checkbox"/> 15	<input type="checkbox"/> CO <input type="checkbox"/> 20 <input type="checkbox"/> LB <input type="checkbox"/> 4	<input type="checkbox"/> HH <input type="checkbox"/> 20 <input type="checkbox"/> CLY <input type="checkbox"/> 13	<input type="checkbox"/> HH <input type="checkbox"/> 24 <input type="checkbox"/> SB <input type="checkbox"/> 12	<input type="checkbox"/> BD <input type="checkbox"/> 18 <input type="checkbox"/> CY1 <input type="checkbox"/> 29	<input type="checkbox"/> GR <input type="checkbox"/> 19 <input type="checkbox"/> CB <input type="checkbox"/> 14	<input type="checkbox"/> HH <input type="checkbox"/> 23 <input type="checkbox"/> RE <input type="checkbox"/> FB1	<input type="checkbox"/> BD <input type="checkbox"/> 25 <input type="checkbox"/> SD1 <input type="checkbox"/> 10	<input type="checkbox"/> DD <input type="checkbox"/> 16 <input type="checkbox"/> SD2 <input type="checkbox"/> 21	<input type="checkbox"/> HH <input type="checkbox"/> 25 <input type="checkbox"/> FB1 <input type="checkbox"/> 6	<input type="checkbox"/> VPG <input type="checkbox"/> TM <input type="checkbox"/> SD2 <input type="checkbox"/> FB1	<input type="checkbox"/> BD <input type="checkbox"/> 9 <input type="checkbox"/> CY2 <input type="checkbox"/> 27	<input type="checkbox"/> CO <input type="checkbox"/> 8 <input type="checkbox"/> CY2 <input type="checkbox"/> 7	<input type="checkbox"/> CO <input type="checkbox"/> 28 <input type="checkbox"/> SB <input type="checkbox"/> 3	<input type="checkbox"/> 6 <input type="checkbox"/> 3 <input type="checkbox"/> 6

START STOP SWITCH



TEMPO CONTROL

